

ROCK N ROLL *classics.*
VAN OMLOOP VLAANDEREN REGULARITY



RESULT BOOK

2023

CONTENT

REGULARITY65

detailed results RT

overall results

REGULARITY50

detailed results RT

overall results

TIME KEEPING:	Tripy
RESULT CENTER:	JB Time Concept
SPORTING DIRECTORS :	Jens & Bjorn Vanoverschelde

Pos	#	Crew	Nat	Car	Coef	01	02	03	04	05	06	07	08	09	10	11	12	13	Total
1	3	SAVIC / PELCKMANS		PORSCHE 911S	0.66	-0.4	4.5	4.5	-1.7	0.4	0.4	0.6	0.4	0.7	5.2	-0.8	0.8	-0.1	11.78
2	20	VAN CALSTER / PYCK		PORSCHE 911	0.85	0.1	5.4	5.9	0.1	1.2	0.0	0.5	0.9	-0.5	3.6	0.1	1.3	-0.3	13.01
3	16	DE WOLF / COLE		PORSCHE 924	0.79	-0.2	4.9	6.5	0.1	-0.3	-1.1	-0.4	0.1	-0.2	5.2	-0.1	1.6	-0.2	14.00
4	7	DE JAEGER / DE JAEGER		PORSCHE 911	0.70	-0.1	4.3	4.6	-1.8	0.6	-0.7	1.5	-0.3	-0.4	3.6	-0.9	0.5	-2.3	15.87
5	9	COLLEE / MORTIER		ALFA ROMEO JUNIOR BERTONE	0.72	0.3	5.3	7.2	1.1	0.4	0.3	2.2	0.9	0.5	6.1	0.3	3.4	-0.7	16.74
6	4	HENDERICKX / CLAUW		ALFA ROMEO GT1300 JUNIOR	0.67	-1.9	4.6	5.8	-1.8	0.4	-0.1	2.2	1.1	0.5	5.6	0.3	2.4	-0.7	18.33
7	10	BEKAERT / DESMET		BMW 2002	0.72	-1.4	4.2	5.4	-0.9	4.0	0.3	2.9	2.3	1.8	8.0	0.4	1.8	-0.9	22.41
8	2	WYDOOGHE / VAN GILS		VOLVO AMAZON	0.67	0.0	5.2	8.0	2.2	-0.3	-0.9	2.2	0.4	0.9	7.3	-2.3	-0.5	-2.0	22.68
9	19	JACOBS / VAN LOOCK		OPEL MONZA	0.83	0.9	6.5	8.6	2.1	-0.3	0.5	1.2	0.6	0.7	5.5	-0.7	1.3	-2.2	22.81
10	21	VAN DAMME / DEFRESNE		MERCEDES 190D 2.5 TURBO	0.88	1.7	6.9	8.7	0.1	-0.4	-0.6	-0.2	0.1	-0.7	4.5	-1.7	0.1	-2.4	24.22
11	17	DUMORTIER / WERNIERS		RENAULT R5 ALPINE	0.82	-0.2	4.9	8.9	2.1	0.8	-0.6	1.3	0.6	-0.8	5.5	-0.8	0.9	-3.8	25.22
12	18	SNAET / SNAET		PORSCHE 911 ROTHMANS	0.84	-1.7	6.8	8.0	-0.3	0.9	0.6	4.0	1.1	1.2	7.6	-0.4	1.3	-1.0	26.08
13	13	LANNNOYE / VANROLLEGHEM		PORSCHE CARRERA 3.0	0.76	0.6	5.9	6.9	-0.4	0.2	0.2	1.2	1.3	0.3	5.4	-1.8	9.9	5.0	27.07
14	5	VANDEPUTTE / LIENNE		LANCIA FULVIA 1.6 HF	0.70	-0.1	4.8	6.1	-0.1	-8.2	-1.1	2.1	0.0	1.4	6.4	0.2	1.9	-0.9	31.19
15	14	HERREMAN / SAMYN		OPEL KADETT GT/E	0.75	0.1	7.0	9.0	3.7	0.7	0.7	5.1	2.8	2.1	8.3	-1.8	-0.4	-1.8	31.38
16	11	DERYCKE / VANROLLEGHEM		PORSCHE 911	0.80	-0.5	8.1	10.4	4.5	-1.5	0.8	5.6	3.4	4.0	10.0	1.0	3.0	-0.7	39.04
17	1	DEWAELE / DEWAELE		PORSCHE 911 SWB	0.66	-1.9	5.4	8.6	2.5	-3.7	-4.7	2.0	4.0	3.9	11.2	-0.1	1.7	-1.1	42.10
18	12	DAELS / DOOLAEGHE		TOYOTA CELICA TA22	0.75	-2.5	2.2	3.9	-2.5	-6.8	0.1	3.9	2.1	1.1	7.4	-5.1	-3.4	0.5	48.80
19	15	LEFEVERE / LEFEVERE		OPEL KADETT C COUPE	0.75	-2.0	4.5	6.2	1.4	-2.5	2.0	7.5	8.0	7.0	13.6	3.9	5.6	2.3	49.38
20	6	VANMAEKELBERGH / HOEFNAGELS		PORSCHE 914-6	0.70	-1.1	6.2	9.6	4.1	-4.8	-8.6	-2.1	-3.4	-4.6	4.2	-7.6	-5.9	-3.7	90.07






















Pos	#	Crew	Nat	Car	Coef	01	02	03	04	05	06	07	08	09	10	Total
1	7	DE JAEGER / DE JAEGER		PORSCHE 911	0.70	0.5	-0.1	-0.4	0.0	-0.1	0.6	0.2	0.3	0.0	2.1	1.19
2	20	VAN CALSTER / PYCK		PORSCHE 911	0.85	0.4	0.3	0.0	0.2	-0.6	-0.2	-0.1	-0.8	-0.8	0.6	1.49
3	4	HENDERICKX / CLAUW		ALFA ROMEO GT1300 JUNIOR	0.67	0.7	0.3	-0.2	-0.1	-0.4	-0.2	0.5	0.8	0.8	2.4	1.81
4	16	DE WOLF / COLE		PORSCHE 924	0.79	1.0	0.0	-0.1	-0.3	-0.3	0.2	-0.8	0.6	0.1	1.5	1.86
5	3	SAVIC / PELCKMANS		PORSCHE 911S	0.66	-0.6	-0.1	-0.1	-0.3	-0.5	-0.4	-0.5	-1.3	0.2	1.5	2.46
6	9	COLLEE / MORTIER		ALFA ROMEO JUNIOR BERTONE	0.72	0.4	0.4	0.0	0.2	0.0	-0.7	-0.8	0.1	1.0	2.6	2.87
7	2	WYDOOGHE / VAN GILS		VOLVO AMAZON	0.67	1.4	1.7	1.2	0.5	1.0	1.1	-0.7	1.3	-0.5	0.0	3.55
8	17	DUMORTIER / WERNIERS		RENAULT R5 ALPINE	0.82	1.9	1.3	0.0	1.0	0.7	-0.4	0.2	1.2	-1.2	-0.4	4.35
9	13	LANNNOYE / VANROLLEGHEM		PORSCHE CARRERA 3.0	0.76	0.7	-0.4	0.2	0.4	0.8	-0.8	-0.8	-0.5	-1.4	1.8	4.37
10	19	JACOBS / VAN LOOCK		OPEL MONZA	0.83	2.1	2.0	1.2	1.2	1.1	0.6	0.7	0.9	0.1	1.4	5.56
11	1	DEWAELE / DEWAELE		PORSCHE 911 SWB	0.66	2.0	1.7	2.1	0.7	1.2	0.0	-1.5	-0.2	-0.8	2.4	7.29
12	11	DERYCKE / VANROLLEGHEM		PORSCHE 911	0.80	0.7	0.4	-0.9	2.1	3.5	-0.4	-0.5	0.6	-0.1	4.0	7.52
13	14	HERREMAN / SAMYN		OPEL KADETT GT/E	0.75	2.4	3.1	0.4	1.8	2.5	0.3	0.3	1.6	-0.1	1.9	7.72
14	5	VANDEPUTTE / LIENNE		LANCIA FULVIA 1.6 HF	0.70	0.0	-0.3	-2.6	-0.2	2.2	0.2	0.2	2.5	1.6	3.0	9.31
15	10	BEKAERT / DESMET		BMW 2002	0.72	1.3	1.5	1.0	1.8	1.6	1.7	2.2	2.8	1.8	4.7	11.09
16	12	DAELS / DOOLAEGHE		TOYOTA CELICA TA22	0.75	1.7	2.2	-0.2	1.0	2.6	2.3	1.4	4.3	3.7	5.8	15.38
17	21	VAN DAMME / DEFRESNE		MERCEDES 190D 2.5 TURBO	0.88	2.4	6.2	3.0	21.7	22.5	12.9	-10.4	-10.6	-15.7	-13.2	153.62
18	15	LEFEVERE / LEFEVERE		OPEL KADETT C COUPE	0.75	1.9	2.9	-3.1	-10.6	-10.7	-13.1	-25.1	-23.5	-21.5	-16.0	242.05
19	18	SNAET / SNAET		PORSCHE 911 ROTHMANS	0.84	1.1	2.3	-0.1	0.8	1.3	-14.4	-38.2	-35.9	-38.6	-33.8	270.74
20	6	VANMAEKELBERGH / HOEFNAGELS		PORSCHE 914-6	0.70	-6.9	-6.4	-10.1	-20.5	-19.2	-38.2	-57.8	-56.7	-66.6	-64.6	421.20



Pos	#	Crew	Nat	Car	Coef	Ref Time	Lap 1	Lap 2	Total
1	4	HENDERICKX / CLAUW		ALFA ROMEO GT1300 JUNIOR	0.67	01:21.1	-0.2	0.5	0.00
=	20	VAN CALSTER / PYCK		PORSCHE 911	0.85	01:20.6	0.1	0.0	0.00
3	7	DE JAEGER / DE JAEGER		PORSCHE 911	0.70	01:12.6	0.5	-0.9	0.80
4	2	WYDOOGHE / VAN GILS		VOLVO AMAZON	0.67	01:21.4	0.4	2.9	1.61
5	21	VAN DAMME / DEFRESNE		MERCEDES 190D 2.5 TURBO	0.88	01:21.8	0.3	-1.5	2.00
6	17	DUMORTIER / WERNIERS		RENAULT R5 ALPINE	0.82	01:18.7	1.4	-1.9	3.54
7	15	LEFEVERE / LEFEVERE		OPEL KADETT C COUPE	0.75	01:14.0	-2.2	1.7	4.30
8	16	DE WOLF / COLE		PORSCHE 924	0.79	01:14.3	5.4	2.0	5.06
9	1	DEWAELE / DEWAELE		PORSCHE 911 SWB	0.66	01:30.5	-3.0	0.9	5.76
10	19	JACOBS / VAN LOOCK		OPEL MONZA	0.83	01:15.2	-2.5	-1.8	6.60
11	14	HERREMAN / SAMYN		OPEL KADETT GT/E	0.75	01:23.2	-2.0	-4.7	11.40
12	11	DERYCKE / VANROLLEGHEM		PORSCHE 911	0.80	01:18.9	-4.6	-2.9	13.00
13	10	BEKAERT / DESMET		BMW 2002	0.72	01:10.4	-3.2	-4.4	13.20
14	9	COLLEE / MORTIER		ALFA ROMEO JUNIOR BERTONE	0.72	01:29.8	-6.7	-1.2	13.80
15	5	VANDEPUTTE / LIENNE		LANCIA FULVIA 1.6 HF	0.70	01:26.5	-7.7	1.6	15.17
16	18	SNAET / SNAET		PORSCHE 911 ROTHMANS	0.84	01:10.4	-3.8	-4.8	15.20
17	13	LANNNOYE / VANROLLEGHEM		PORSCHE CARRERA 3.0	0.76	01:15.7	-6.2	-2.8	16.00
18	6	VANMAEKELBERGH / HOEFNAGELS		PORSCHE 914-6	0.70	01:27.1	-14.2	-16.0	58.40
19	12	DAELS / DOOLAEGHE		TOYOTA CELICA TA22	0.75	01:30.4	-18.8	-18.3	72.60
20	3	SAVIC / PELCKMANS		PORSCHE 911S	0.66	02:31.7	-80.5	-81.8	181.70



Pos	#	Crew	Nat	Car	Coef	01	02	03	04	05	06	07	08	09	10	11	12	13	14	15	16	Total
1	7	DE JAEGER / DE JAEGER		PORSCHE 911	0.70	0.3	1.3	0.0	1.3	0.6	2.3	-0.1	1.8	1.0	-0.1	0.7	0.0	0.1	0.6	2.6	0.4	5.39
2	3	SAVIC / PELCKMANS		PORSCHE 911S	0.66	0.1	1.5	-0.6	0.7	-0.3	0.9	-0.2	2.6	1.7	-0.4	0.7	-0.8	-0.5	-1.2	1.2	-0.2	6.03
3	20	VAN CALSTER / PYCK		PORSCHE 911	0.85	1.5	1.1	-0.4	0.8	-0.3	1.3	-0.1	2.0	1.3	-0.2	0.9	0.2	-0.1	0.4	2.6	-0.2	6.38
4	16	DE WOLF / COLE		PORSCHE 924	0.79	1.3	0.9	-0.9	0.9	-0.7	1.5	-0.6	1.8	1.5	-0.7	0.2	-0.6	-0.3	0.8	3.0	-0.3	8.08
5	9	COLLEE / MORTIER		ALFA ROMEO JUNIOR BERTONE	0.72	2.6	2.3	0.9	1.5	0.1	0.8	0.0	2.4	1.5	0.0	0.5	-0.6	-0.6	0.5	2.9	0.2	8.25
6	4	HENDERICKX / CLAUW		ALFA ROMEO GT1300 JUNIOR	0.67	1.5	2.9	1.3	0.6	-0.7	4.1	0.7	2.2	1.3	-0.2	0.7	0.2	0.0	0.5	3.1	-0.1	9.38
7	21	VAN DAMME / DEFRESNE		MERCEDES 190D 2.5 TURBO	0.88	2.0	2.2	0.5	0.3	-0.5	1.1	-0.7	2.1	1.2	-0.8	1.0	-0.8	-0.7	-0.9	2.4	-1.2	11.68
8	13	LANNOYE / VANROLLEGHEM		PORSCHE CARRERA 3.0	0.76	1.2	2.6	0.7	1.0	-0.4	1.3	-1.7	1.6	0.4	-0.6	1.0	0.4	-0.2	0.0	2.6	-2.6	12.88
9	11	DERYCKE / VANROLLEGHEM		PORSCHE 911	0.80	3.2	3.0	1.4	3.0	1.4	1.9	-0.5	4.0	2.2	0.9	3.0	1.4	0.7	1.3	4.1	1.2	20.16
10	10	BEKAERT / DESMET		BMW 2002	0.72	4.2	3.3	1.9	2.7	1.2	1.8	-1.2	2.3	1.6	0.3	0.3	-1.3	-2.0	-1.2	1.4	-2.2	22.25
11	17	DUMORTIER / WERNIERS		RENAULT R5 ALPINE	0.82	3.4	3.5	1.9	3.3	3.6	1.7	-0.8	2.5	0.7	-1.1	0.1	-1.0	-1.5	-0.2	2.5	-1.9	22.85
12	18	SNAET / SNAET		PORSCHE 911 ROTHMANS	0.84	2.6	3.5	1.5	4.3	3.6	1.6	-1.0	1.8	0.2	-1.2	-0.4	-1.4	-1.7	-1.0	1.1	-2.8	25.64
13	19	JACOBS / VAN LOOCK		OPEL MONZA	0.83	3.4	6.6	5.9	3.1	2.0	2.8	-0.2	2.7	1.9	-1.2	0.8	-1.4	-2.2	-3.2	-0.5	2.0	33.75
14	12	DAELS / DOOLAEGHE		TOYOTA CELICA TA22	0.75	4.6	7.6	7.4	7.4	8.5	2.8	-1.1	2.5	0.5	1.8	2.5	-1.0	0.0	-0.3	3.0	1.2	35.05
15	14	HERREMAN / SAMYN		OPEL KADETT GT/E	0.75	4.5	5.4	4.7	3.5	5.0	-0.3	-1.8	1.5	1.3	-1.3	0.4	-2.5	-3.4	-1.4	1.5	-3.1	38.55
16	1	DEWAELE / DEWAELE		PORSCHE 911 SWB	0.66	2.9	5.7	4.3	4.0	5.3	-1.0	-1.8	2.5	1.2	-0.3	1.2	-2.5	-4.0	-3.3	0.0	-2.5	39.45
17	15	LEFEVERE / LEFEVERE		OPEL KADETT C COUPE	0.75	4.4	6.1	5.4	4.3	5.1	2.3	1.0	7.0	6.8	10.6	13.7	12.7	4.7	0.1	2.9	1.1	60.45
18	2	WYDOOGHE / VAN GILS		VOLVO AMAZON	0.67	5.7	6.1	5.3	4.7	5.8	0.5	-1.9	-0.1	-0.9	-0.9	-1.2	-3.9	-3.3	-7.7	-4.5	-7.5	71.42
19	6	VANMAEKELBERGH / HOEFNAGELS		PORSCHE 914-6	0.70	2.9	3.5	3.1	2.1	2.7	-4.0	-17.0	-17.1	-22.8	-26.1	-26.5	-40.1	-60.8	-58.9	-55.7	-58.5	500.00


























Pos	#	Crew	Nat	Car	Coef	01	02	03	04	05	06	07	08	09	10	11	12	13	14	15	16	17	18	19	20	Total
1	7	DE JAEGER / DE JAEGER		PORSCHE 911	0.70	-0.3	-0.1	1.4	-0.5	-0.4	6.2	3.2	3.9	0.2	0.9	-0.3	-0.2	-0.3	0.9	-0.6	3.5	3.6	3.1	7.0	-0.1	20.29
2	3	SAVIC / PELCKMANS		PORSCHE 911S	0.66	-0.1	-0.2	1.1	-0.2	-0.1	10.1	2.8	3.7	-0.8	0.3	-0.4	0.1	-0.2	0.6	-0.5	3.6	3.6	1.9	5.8	-2.0	22.54
3	20	VAN CALSTER / PYCK		PORSCHE 911	0.85	0.3	-0.4	1.5	0.3	1.0	6.2	1.6	2.6	-0.7	0.6	-1.2	0.1	-0.3	0.9	0.7	2.9	4.1	2.4	6.0	0.3	22.63
4	13	LANNNOYE / VANROLLEGHEM		PORSCHE CARRERA 3.0	0.76	1.0	0.8	2.7	2.1	2.8	7.5	0.6	2.9	-1.1	0.5	-2.2	-1.6	-1.9	-1.3	-0.9	1.3	2.9	2.1	6.9	1.4	33.66
5	4	HENDERICKX / CLAUW		ALFA ROMEO GT1300 JUNIOR	0.67	0.4	0.4	2.0	0.4	0.0	7.2	2.8	3.9	0.1	1.5	-1.1	-0.7	0.4	-1.1	-0.6	5.2	6.0	7.1	11.8	5.6	35.23
6	10	BEKAERT / DESMET		BMW 2002	0.72	-0.2	1.6	3.5	0.5	2.6	13.3	5.0	5.5	1.4	3.1	0.5	0.4	-1.9	-0.7	-1.7	2.1	2.6	2.5	8.1	1.7	39.08
7	9	COLLEE / MORTIER		ALFA ROMEO JUNIOR BERTONE	0.72	-0.6	0.4	2.6	0.6	1.7	4.7	2.8	4.4	-2.7	-1.5	-2.9	-2.4	-2.7	-1.9	0.7	3.5	4.2	4.4	9.0	4.2	48.90
8	11	DERYCKE / VANROLLEGHEM		PORSCHE 911	0.80	1.6	0.1	2.2	3.4	5.1	10.0	4.3	7.5	0.7	2.8	0.8	1.6	-1.8	-3.8	0.0	3.7	6.0	5.1	9.9	3.4	57.28
9	1	DEWAELE / DEWAELE		PORSCHE 911 SWB	0.66	-0.3	-0.4	1.6	0.3	4.9	12.6	7.3	10.2	3.8	6.1	3.7	4.9	-1.7	1.0	0.6	5.6	7.6	10.1	15.4	9.3	66.22
10	14	HERREMAN / SAMYN		OPEL KADETT GT/E	0.75	0.1	1.0	3.3	1.3	1.7	13.0	9.3	12.0	9.1	11.5	9.9	10.9	0.2	-1.5	-2.3	5.6	8.5	9.2	14.2	9.2	96.88
11	12	DAELS / DOOLAEGHE		TOYOTA CELICA TA22	0.75	3.9	1.4	3.5	0.8	0.4	12.8	7.8	10.6	5.3	7.7	5.5	6.2	0.2	1.8	3.9	10.6	12.5	13.7	19.3	14.5	99.60
12	17	DUMORTIER / WERNIERS		RENAULT R5 ALPINE	0.82	-0.2	-8.4	-6.1	-3.5	0.9	14.4	8.9	10.6	4.6	6.5	4.2	4.4	-6.9	-0.4	-2.2	5.1	6.4	7.6	13.1	7.1	120.79
13	18	SNAET / SNAET		PORSCHE 911 ROTHMANS	0.84	-0.2	-1.6	0.0	-1.2	0.0	10.1	4.4	5.4	3.9	5.3	2.6	2.8	5.1	9.1	9.6	12.3	15.2	14.2	26.7	21.3	121.62
14	21	VAN DAMME / DEFRESNE		MERCEDES 190D 2.5 TURBO	0.88	2.2	4.6	7.1	7.9	8.2	13.6	12.7	16.4	12.4	13.5	10.5	11.0	-0.5	-0.1	1.2	8.2	9.1	9.1	14.3	10.6	143.97
15	16	DE WOLF / COLE		PORSCHE 924	0.79	-1.5	-10.0	-7.8	-4.2	0.5	27.3	21.4	22.9	15.9	17.4	14.7	14.7	-1.2	0.6	-1.3	4.4	4.8	4.7	8.9	3.9	168.53
16	19	JACOBS / VAN LOOCK		OPEL MONZA	0.83	1.9	-0.6	1.6	-1.5	-1.5	-11.3	-10.4	-6.1	-5.4	0.3	2.9	8.5	15.8	11.2	7.4	17.3	19.6	20.1	24.7	19.0	186.12
17	15	LEFEVERE / LEFEVERE		OPEL KADETT C COUPE	0.75	-2.9	-8.6	-4.8	-2.9	0.8	15.3	14.7	18.7	19.2	21.8	20.7	22.0	15.5	18.7	16.6	31.4	35.0	37.1	42.2	40.6	306.13
18	2	WYDOOGHE / VAN GILS		VOLVO AMAZON	0.67	1.4	-9.9	-7.3	-6.3	0.9	16.2	27.1	30.8	53.0	56.4	54.8	55.7	43.7	38.1	27.2	33.5	36.5	39.1	44.5	40.7	440.04
19	6	VANMAEKELBERGH / HOEFNAGELS		PORSCHE 914-6	0.70	-7.6	-26.0	-23.5	-28.0	-29.2	-34.2	-37.8	-34.8	-38.3	-36.4	-38.8	-38.3	-48.9	-47.7	-47.6	-45.3	-41.3	-37.7	-30.6	-36.4	500.00



Pos	#	Crew	Nat	Car	Coef	01	02	03	04	05	06	07	08	09	10	11	12	13	Total	
1	3	SAVIC / PELCKMANS	 	PORSCHE 911S	0.66	0.1	-0.1	-0.2	0.5	1.2	-0.7	0.0	0.7	0.2	1.0	0.0	0.7	-1.2	2.86	
2	7	DE JAEGER / DE JAEGER	 	PORSCHE 911	0.70	0.0	1.2	-0.3	0.6	1.7	0.2	0.4	1.4	0.6	0.3	0.8	1.0	-0.8	3.26	
3	16	DE WOLF / COLE	 	PORSCHE 924	0.79	-0.2	1.5	-0.1	0.8	1.4	0.4	-0.3	1.2	0.2	-0.7	-0.5	0.1	-0.9	3.49	
4	20	VAN CALSTER / PYCK	 	PORSCHE 911	0.85	0.5	1.6	0.3	1.7	2.6	0.5	-0.8	0.7	0.0	1.6	1.2	1.1	-0.5	6.55	
5	4	HENDERICKX / CLAUW	 	ALFA ROMEO GT1300 JUNIOR	0.67	0.6	2.4	0.1	1.4	2.8	1.6	0.7	1.8	0.7	1.4	1.6	1.2	0.9	7.44	
6	18	SNAET / SNAET	 	PORSCHE 911 ROTHMANS	0.84	0.1	2.6	0.1	0.9	1.6	-0.5	0.2	2.0	0.3	3.2	1.2	1.4	-0.8	8.50	
7	9	COLLEE / MORTIER	 	ALFA ROMEO JUNIOR BERTONE	0.72	-1.0	2.1	0.0	1.7	3.0	2.3	1.3	1.4	0.7	1.5	1.2	0.9	0.7	9.14	
8	13	LANNNOYE / VANROLLEGHEM	 	PORSCHE CARRERA 3.0	0.76	-1.1	0.3	-1.2	0.4	2.2	1.2	-1.4	-1.8	-2.1	0.3	0.1	-0.1	1.3	12.63	
9	10	BEKAERT / DESMET	 	BMW 2002	0.72	-0.1	2.7	0.7	2.5	4.2	4.5	1.7	2.6	0.8	1.9	1.1	1.7	0.0	13.61	
10	14	HERREMAN / SAMYN	 	OPEL KADETT GT/E	0.75	2.2	2.4	0.0	2.0	4.3	4.3	3.8	1.4	-0.5	0.3	-1.0	1.6	1.5	15.25	
11	19	JACOBS / VAN LOOCK	 	OPEL MONZA	0.83	1.7	3.2	1.3	2.5	4.3	3.7	1.4	1.7	3.2	0.7	0.2	1.1	0.6	16.10	
12	12	DAELS / DOOLAEGHE	 	TOYOTA CELICA TA22	0.75	0.2	-1.0	-2.3	-0.2	2.2	2.2	2.0	-0.9	-0.8	2.8	2.0	4.4	5.7	19.35	
13	21	VAN DAMME / DEFRESNE	 	MERCEDES 190D 2.5 TURBO	0.88	0.4	2.0	-0.1	1.1	2.3	0.7	0.1	1.2	0.3	0.3	0.4	1.1	22.9	24.46	
14	1	DEWAELE / DEWAELE	 	PORSCHE 911 SWB	0.66	0.0	1.8	-1.6	0.9	3.9	3.5	4.2	2.7	0.4	7.6	4.2	5.7	7.0	26.29	
15	17	DUMORTIER / WERNIERS	 	RENAULT R5 ALPINE	0.82	0.6	6.4	-0.8	0.7	2.1	1.3	-1.1	-0.6	-0.9	0.3	0.7	16.1	15.8	35.35	
16	11	DERYCKE / VANROLLEGHEM	 	PORSCHE 911	0.80	2.3	0.0	0.3	1.6	3.9	2.7	1.0	0.0	-3.2	-3.0	-4.8	-3.4	-3.6	38.20	
17	15	LEFEVERE / LEFEVERE	 	OPEL KADETT C COUPE	0.75	-0.3	-4.2	-10.3	-7.1	-4.8	-4.8	-5.6	-7.7	-7.2	-5.0	-6.6	0.7	2.5	118.25	
18	2	WYDOOGHE / VAN GILS	 	VOLVO AMAZON	0.67	0.3	-1.1	-5.9	-3.5	-2.2	-1.7	-2.0	-5.1	-9.0	-14.7	-16.4	-13.2	-11.9	161.40	
19	6	VANMAEKELBERGH / HOEFNAGELS	 	PORSCHE 914-6	0.70	-1.0	-5.0	M	M	M	M	M	M	M	-168.1	-176.5	-179.4	-177.0	-176.5	500.00






















Pos	#	Crew	Nat	Car	Coef	01	02	03	04	05	06	07	08	09	10	11	12	13	14	15	16	Total
1	20	VAN CALSTER / PYCK	 	PORSCHE 911	0.85	1.3	2.0	-0.2	0.2	0.2	1.6	1.2	0.3	1.4	0.5	1.7	-0.2	1.1	0.4	2.0	-0.4	7.05
2	7	DE JAEGER / DE JAEGER	 	PORSCHE 911	0.70	1.1	1.0	0.3	0.1	-0.1	1.5	1.8	0.9	1.9	0.8	2.4	-0.2	0.3	0.5	3.4	0.3	7.21
3	3	SAVIC / PELCKMANS	 	PORSCHE 911S	0.66	0.0	0.2	0.6	-0.8	-1.1	1.5	2.0	1.5	2.6	-0.3	1.8	-0.3	0.5	0.7	2.0	-1.0	8.54
4	4	HENDERICKX / CLAUW	 	ALFA ROMEO GT1300 JUNIOR	0.67	1.3	3.1	1.8	-0.4	-0.2	1.3	2.4	2.3	4.0	1.4	3.1	0.7	0.0	0.7	2.7	1.0	12.93
5	9	COLLEE / MORTIER	 	ALFA ROMEO JUNIOR BERTONE	0.72	1.1	2.4	1.3	0.0	-0.1	2.0	2.2	2.2	3.9	2.2	2.1	0.9	0.3	0.7	3.0	1.5	13.68
6	18	SNAET / SNAET	 	PORSCHE 911 ROTHMANS	0.84	0.8	3.2	1.3	-0.7	-0.4	1.2	1.2	0.2	0.6	1.5	0.5	-1.1	-2.0	-1.3	0.7	-2.4	15.46
7	13	LANNOYE / VANROLLEGHEM	 	PORSCHE CARRERA 3.0	0.76	1.6	1.3	0.0	-0.9	-0.1	1.6	2.0	2.4	5.4	3.8	3.3	1.0	1.3	0.0	1.6	0.6	15.92
8	16	DE WOLF / COLE	 	PORSCHE 924	0.79	1.6	2.9	2.3	-0.2	-0.1	2.0	1.8	1.8	3.4	2.3	2.5	1.0	0.0	1.5	3.3	1.4	16.83
9	21	VAN DAMME / DEFRESNE	 	MERCEDES 190D 2.5 TURBO	0.88	2.7	2.6	1.0	-0.3	-0.2	1.1	1.5	1.5	3.8	1.7	2.9	1.5	2.4	1.4	2.9	0.7	18.22
10	19	JACOBS / VAN LOOCK	 	OPEL MONZA	0.83	3.2	3.3	1.8	0.5	0.7	2.8	2.2	2.2	3.8	1.6	1.6	-0.9	-0.7	-0.2	0.6	4.3	19.54
11	11	DERYCKE / VANROLLEGHEM	 	PORSCHE 911	0.80	0.5	-0.5	-0.4	-1.7	-0.6	1.8	2.2	2.4	4.0	1.3	4.1	2.4	4.5	3.2	3.1	0.8	22.04
12	14	HERREMAN / SAMYN	 	OPEL KADETT GT/E	0.75	2.5	3.8	3.1	0.0	0.2	2.6	2.4	2.8	5.4	4.0	1.9	1.1	2.2	1.6	2.7	1.4	22.88
13	12	DAELS / DOOLAEGHE	 	TOYOTA CELICA TA22	0.75	1.0	2.5	1.5	0.7	1.5	3.2	2.3	3.7	7.0	6.0	3.2	2.1	3.1	2.8	4.2	4.2	30.75
14	1	DEWAELE / DEWAELE	 	PORSCHE 911 SWB	0.66	2.4	3.6	4.1	-0.2	0.7	2.8	4.4	4.8	7.3	7.2	-0.1	-1.8	-0.6	2.4	4.7	4.8	31.31
15	17	DUMORTIER / WERNIERS	 	RENAULT R5 ALPINE	0.82	2.2	9.6	7.8	0.3	0.3	1.7	2.6	3.2	5.2	3.2	2.3	0.2	0.0	0.0	1.5	13.5	38.79
16	10	BEKAERT / DESMET	 	BMW 2002	0.72	-3.4	3.4	2.2	0.3	0.1	2.3	3.0	2.1	2.9	21.8	8.8	4.9	4.3	1.5	1.9	-0.3	44.03
17	15	LEFEVERE / LEFEVERE	 	OPEL KADETT C COUPE	0.75	-2.0	-2.0	-1.5	-0.9	0.8	2.3	3.1	6.1	10.6	11.6	11.2	11.6	12.8	13.8	14.6	13.1	88.00
18	2	WYDOOGHE / VAN GILS	 	VOLVO AMAZON	0.67	0.5	1.5	1.8	-11.9	-11.9	-14.6	-20.9	-19.5	-16.5	-16.3	-22.7	-23.5	-23.6	-22.6	-20.9	-20.8	479.94
19	6	VANMAEKELBERGH / HOEFNAGELS	 	PORSCHE 914-6	0.70	-3.5	-3.0	-4.3	-24.4	-24.1	-30.4	-41.8	-41.1	-38.3	-38.9	-50.6	-52.1	-50.8	-52.4	-51.6	-52.2	500.00



Pos	#	Crew	Nat	Car	Coef	Ref Time	Lap 1	Lap 2	Total
1	4	HENDERICKX / CLAUW	 	ALFA ROMEO GT1300 JUNIOR	0.67	01:20.1	-0.1	0.4	0.00
=	7	DE JAEGER / DE JAEGER	 	PORSCHE 911	0.70	01:10.6	0.4	-0.5	0.00
=	14	HERREMAN / SAMYN	 	OPEL KADETT GT/E	0.75	01:15.3	-0.5	-0.2	0.00
=	19	JACOBS / VAN LOOCK	 	OPEL MONZA	0.83	01:10.8	-0.3	0.3	0.00
=	20	VAN CALSTER / PYCK	 	PORSCHE 911	0.85	01:16.5	-0.2	-0.1	0.00
6	15	LEFEVERE / LEFEVERE	 	OPEL KADETT C COUPE	0.75	01:08.5	0.2	0.6	0.07
7	10	BEKAERT / DESMET	 	BMW 2002	0.72	01:05.8	0.8	-0.6	0.42
8	2	WYDOOGHE / VAN GILS	 	VOLVO AMAZON	0.67	01:17.3	1.2	0.7	0.60
9	17	DUMORTIER / WERNIERS	 	RENAULT R5 ALPINE	0.82	01:19.3	0.0	-1.0	1.00
10	9	COLLEE / MORTIER	 	ALFA ROMEO JUNIOR BERTONE	0.72	01:16.1	1.3	1.9	1.58
11	1	DEWAELE / DEWAELE	 	PORSCHE 911 SWB	0.66	01:19.5	1.7	-0.9	1.59
12	13	LANNNOYE / VANROLLEGHEM	 	PORSCHE CARRERA 3.0	0.76	01:12.7	-1.6	0.4	2.20
13	16	DE WOLF / COLE	 	PORSCHE 924	0.79	01:09.7	-1.1	2.4	2.70
14	12	DAELS / DOOLAEGHE	 	TOYOTA CELICA TA22	0.75	01:15.3	-1.4	2.7	3.45
15	21	VAN DAMME / DEFRESNE	 	MERCEDES 190D 2.5 TURBO	0.88	01:23.8	2.1	3.0	3.61
16	11	DERYCKE / VANROLLEGHEM	 	PORSCHE 911	0.80	01:10.7	-1.2	4.1	4.28
17	3	SAVIC / PELCKMANS	 	PORSCHE 911S	0.66	01:24.5	2.4	-2.4	5.05
18	6	VANMAEKELBERGH / HOEFNAGELS	 	PORSCHE 914-6	0.70	01:06.1	-2.8	-1.3	6.20
19	18	SNAET / SNAET	 	PORSCHE 911 ROTHMANS	0.84	01:03.9	-1.9	-2.8	7.40



Pos	#	Crew	Nat	Car	Coef	01	02	03	04	05	06	07	08	09	10	11	12	13	14	15	16	Total
1	3	SAVIC / PELCKMANS		PORSCHE 911S	0.66	-0.3	0.1	0.4	0.8	0.0	0.7	-0.4	2.1	1.6	-0.6	0.4	-0.3	-0.3	-1.0	1.1	-0.1	3.71
2	7	DE JAEGER / DE JAEGER		PORSCHE 911	0.70	0.3	0.2	1.4	1.7	1.3	2.0	0.0	1.9	1.4	0.1	0.6	0.1	0.1	0.8	2.9	0.2	6.65
3	4	HENDERICKX / CLAUW		ALFA ROMEO GT1300 JUNIOR	0.67	2.0	0.3	1.2	1.3	1.5	1.8	0.2	2.7	1.2	-0.3	0.6	0.4	-0.1	-0.2	2.2	-0.4	6.70
4	20	VAN CALSTER / PYCK		PORSCHE 911	0.85	1.0	-0.2	1.9	1.1	1.2	1.0	-0.9	1.7	0.9	-0.1	0.5	0.1	-0.3	-1.0	1.4	0.0	7.07
5	16	DE WOLF / COLE		PORSCHE 924	0.79	2.1	0.5	1.4	1.9	1.8	2.0	0.0	2.1	1.2	-0.2	0.2	-0.2	0.1	0.5	2.7	0.1	8.85
6	9	COLLEE / MORTIER		ALFA ROMEO JUNIOR BERTONE	0.72	2.6	0.0	1.3	1.7	0.9	1.6	-0.3	2.1	2.1	-0.4	0.3	-0.4	-0.3	1.2	3.8	-1.0	10.22
7	21	VAN DAMME / DEFRESNE		MERCEDES 190D 2.5 TURBO	0.88	1.3	-0.9	1.0	1.1	0.1	2.2	-0.7	2.3	0.8	-0.3	0.6	-0.8	-1.1	-0.3	2.5	-0.8	10.46
8	13	LANNNOYE / VANROLLEGHEM		PORSCHE CARRERA 3.0	0.76	1.3	0.3	1.4	2.0	1.5	2.2	0.8	3.6	2.1	-0.3	1.1	-0.1	-0.4	0.2	2.7	-1.1	11.61
9	10	BEKAERT / DESMET		BMW 2002	0.72	2.3	1.1	3.1	3.1	2.4	2.5	0.5	3.0	1.9	0.2	1.0	0.6	0.1	0.7	2.8	0.0	13.32
10	17	DUMORTIER / WERNIERS		RENAULT R5 ALPINE	0.82	2.8	1.1	3.4	3.6	2.0	1.5	-0.2	2.8	1.2	-0.4	0.5	-0.7	-1.4	0.1	2.8	-1.9	18.69
11	12	DAELS / DOOLAEGHE		TOYOTA CELICA TA22	0.75	4.1	0.9	4.9	1.7	0.0	0.5	-1.7	1.9	2.3	-2.0	-0.3	1.3	-1.5	-0.6	2.6	-0.2	19.38
12	11	DERYCKE / VANROLLEGHEM		PORSCHE 911	0.80	2.4	2.0	4.1	3.9	2.7	3.6	0.5	3.5	3.2	0.9	2.2	1.3	-0.2	0.0	2.5	0.5	21.04
13	18	SNAET / SNAET		PORSCHE 911 ROTHMANS	0.84	0.5	0.3	1.5	1.6	1.1	1.3	-1.4	0.5	0.3	-1.7	-0.8	-2.2	-2.3	-1.7	0.5	-4.5	25.14
14	19	JACOBS / VAN LOOCK		OPEL MONZA	0.83	3.9	1.8	3.9	2.5	2.0	1.7	-0.4	1.9	1.8	-1.5	-0.9	-1.4	-3.1	-1.9	0.7	2.4	27.21
15	1	DEWAELE / DEWAELE		PORSCHE 911 SWB	0.66	2.4	-0.9	3.1	3.8	2.9	0.6	-2.4	1.3	0.4	-2.5	-0.8	-3.4	-4.9	-2.0	1.2	-1.7	36.99
16	14	HERREMAN / SAMYN		OPEL KADETT GT/E	0.75	4.6	1.7	5.8	2.0	1.7	0.9	-2.3	1.2	-0.1	-2.2	-0.7	-3.4	-3.9	-3.0	-0.1	-4.9	44.60
17	2	WYDOOGHE / VAN GILS		VOLVO AMAZON	0.67	5.7	1.5	5.8	3.8	4.6	-2.6	-7.6	-4.6	-6.6	-9.3	-7.8	-11.9	-15.4	-14.0	-10.5	-14.5	211.26
18	6	VANMAEKELBERGH / HOEFNAGELS		PORSCHE 914-6	0.70	4.7	0.6	5.4	-0.2	3.7	5.5	-13.2	-10.2	-15.7	15.2	16.7	4.9	-11.6	-19.2	-15.8	-17.1	235.49
19	15	LEFEVERE / LEFEVERE		OPEL KADETT C COUPE	0.75	4.4	0.7	3.5	-0.2	-1.5	-3.2	-9.9	-6.4	-8.4	-11.5	-9.7	-13.6	-23.2	-26.4	-23.6	-16.0	300.13







































Pos	#	Crew	Nat	Car	Coef	01	02	03	04	05	06	07	08	09	10	11	12	13	14	15	16	17	18	19	20	Total
1	3	SAVIC / PELCKMANS		PORSCHE 911S	0.66	-0.3	-0.9	0.2	-0.2	-0.1	3.8	1.1	1.9	-0.9	1.4	-0.4	0.6	-0.4	-0.2	-0.1	-1.0	0.3	-0.1	4.7	-2.7	13.93
2	7	DE JAEGER / DE JAEGER		PORSCHE 911	0.70	0.4	0.0	1.6	0.1	0.9	5.2	2.5	3.4	-0.1	1.5	0.2	0.3	0.1	1.5	0.3	2.6	2.4	2.2	7.0	0.0	17.71
3	4	HENDERICKX / CLAUW		ALFA ROMEO GT1300 JUNIOR	0.67	0.0	0.2	1.8	0.4	0.8	6.9	1.9	2.5	-0.3	2.1	0.4	1.0	0.3	1.3	0.4	2.5	2.7	3.5	8.8	2.8	21.51
4	20	VAN CALSTER / PYCK		PORSCHE 911	0.85	0.2	-0.2	1.3	0.4	0.5	6.0	1.3	2.3	-0.9	1.3	-0.9	-0.6	-0.2	0.4	0.1	3.0	3.4	2.7	6.3	-1.0	22.43
5	11	DERYCKE / VANROLLEGHEM		PORSCHE 911	0.80	0.5	1.2	3.2	1.9	2.4	6.8	0.9	4.2	0.4	3.0	1.3	2.1	0.3	0.0	1.4	1.5	1.9	1.2	6.5	-0.1	25.60
6	13	LANNNOYE / VANROLLEGHEM		PORSCHE CARRERA 3.0	0.76	0.1	-0.4	1.2	0.3	0.4	6.5	2.6	4.1	-1.2	1.5	-0.5	-0.1	0.0	0.9	-0.2	3.4	4.2	4.4	10.4	4.8	30.66
7	1	DEWAELE / DEWAELE		PORSCHE 911 SWB	0.66	0.1	0.3	2.6	0.5	1.5	2.4	2.6	5.9	0.2	3.6	2.2	3.7	-3.0	-0.1	-1.7	1.0	3.6	5.2	11.5	5.5	36.97
8	19	JACOBS / VAN LOOCK		OPEL MONZA	0.83	1.0	1.3	3.0	1.7	1.9	8.8	3.2	4.3	-0.5	2.1	0.2	0.8	-1.0	-0.5	-0.9	3.6	3.5	4.8	10.6	4.1	40.98
9	21	VAN DAMME / DEFRESNE		MERCEDES 190D 2.5 TURBO	0.88	0.2	-0.2	1.7	1.1	1.0	8.1	2.9	5.5	-0.9	1.5	0.3	1.2	-1.9	-0.7	0.0	3.0	3.8	4.3	10.5	5.1	42.02
10	9	COLLEE / MORTIER		ALFA ROMEO JUNIOR BERTONE	0.72	0.2	-0.1	1.7	-0.1	0.4	5.9	0.4	2.2	-0.6	2.1	0.5	1.2	-0.3	1.4	0.3	4.9	5.3	7.1	18.9	13.4	42.39
11	16	DE WOLF / COLE		PORSCHE 924	0.79	0.7	0.0	3.5	6.1	7.2	9.2	1.9	2.3	2.4	5.0	3.0	2.8	0.4	1.5	-0.2	3.7	3.3	3.8	8.9	1.9	46.37
12	10	BEKAERT / DESMET		BMW 2002	0.72	1.8	1.4	3.1	1.5	2.8	9.1	3.8	4.7	1.8	3.8	2.1	2.4	1.4	3.3	1.8	5.7	6.8	6.8	12.2	5.5	51.70
13	17	DUMORTIER / WERNIERS		RENAULT R5 ALPINE	0.82	-0.3	1.0	3.5	1.2	1.4	10.3	3.9	5.7	0.8	4.0	2.7	3.2	-0.2	1.7	0.7	4.6	5.5	6.6	11.9	5.6	53.55
14	14	HERREMAN / SAMYN		OPEL KADETT GT/E	0.75	0.2	0.8	3.1	1.6	1.4	10.3	5.6	7.6	1.5	4.2	2.7	3.6	-1.9	-1.1	-1.8	3.8	5.9	6.8	11.9	6.3	58.42
15	2	WYDOOGHE / VAN GILS		VOLVO AMAZON	0.67	0.9	-1.0	2.0	-0.6	0.3	9.1	3.0	6.2	4.2	8.2	7.9	9.3	3.2	3.1	-4.6	1.4	5.1	9.1	15.8	12.6	71.78
16	18	SNAET / SNAET		PORSCHE 911 ROTHMANS	0.84	0.8	1.7	3.2	1.1	1.0	7.7	2.9	3.2	0.4	2.4	0.5	1.1	0.0	3.4	0.9	4.4	4.1	3.7	29.1	23.8	72.24
17	12	DAELS / DOOLAE GHE		TOYOTA CELICA TA22	0.75	-2.9	2.0	4.7	3.0	2.8	11.5	6.0	8.6	3.4	6.4	5.1	6.0	-2.7	-2.2	0.3	10.8	13.1	15.6	21.4	17.2	109.80
18	15	LEFEVERE / LEFEVERE		OPEL KADETT C COUPE	0.75	-2.2	-10.3	-8.0	-8.2	-4.6	8.4	7.3	11.2	10.8	14.3	13.5	14.6	3.1	1.7	-5.3	1.0	3.5	6.4	12.0	10.9	154.97
19	6	VANMAEKELBERGH / HOEFNAGELS		PORSCHE 914-6	0.70	-2.9	-23.0	-20.7	-21.4	-15.4	-24.4	-28.6	-24.7	-24.8	-20.5	-22.2	-21.1	-33.7	-35.4	-47.1	-52.5	-49.7	-47.4	-41.1	-46.4	500.00











Pos	#	Crew	Nat	Car	Coef	01	02	03	04	05	06	07	08	09	10	11	12	13	Total
1	3	SAVIC / PELCKMANS		PORSCHE 911S	0.66	0.1	0.1	-0.3	0.6	1.2	-0.3	-0.2	-0.8	-0.5	0.8	-0.3	-0.3	-0.7	1.73
2	7	DE JAEGER / DE JAEGER		PORSCHE 911	0.70	-0.1	1.5	0.1	0.8	1.2	0.7	0.1	1.1	0.8	0.5	0.9	0.8	-0.8	3.26
3	16	DE WOLF / COLE		PORSCHE 924	0.79	-0.4	2.2	-0.3	0.6	1.0	0.0	-0.9	0.3	-0.3	-0.2	0.2	-0.6	-1.2	4.22
4	13	LANNOYE / VANROLLEGHEM		PORSCHE CARRERA 3.0	0.76	-0.1	2.6	0.0	1.2	2.3	0.7	-0.4	0.5	0.1	1.0	0.2	0.4	-0.6	4.23
5	20	VAN CALSTER / PYCK		PORSCHE 911	0.85	0.3	1.5	0.1	1.1	2.1	0.8	-0.4	0.7	-0.2	1.4	0.5	0.7	-0.7	4.48
6	4	HENDERICKX / CLAUW		ALFA ROMEO GT1300 JUNIOR	0.67	0.3	1.6	0.3	1.8	3.2	2.1	-0.3	1.0	0.7	1.4	0.9	0.6	-0.5	5.90
7	21	VAN DAMME / DEFRESNE		MERCEDES 190D 2.5 TURBO	0.88	0.5	1.6	0.0	1.0	2.4	0.8	-0.5	0.8	1.0	0.7	1.2	2.5	1.3	7.30
8	11	DERYCKE / VANROLLEGHEM		PORSCHE 911	0.80	-0.7	0.2	0.1	1.6	3.3	2.2	0.9	1.4	0.7	1.9	0.8	0.5	-0.2	7.44
9	19	JACOBS / VAN LOOCK		OPEL MONZA	0.83	1.7	3.4	0.8	1.9	2.7	1.5	0.0	1.8	0.2	0.5	-0.2	-0.7	-2.2	12.35
10	1	DEWAELE / DEWAELE		PORSCHE 911 SWB	0.66	-0.3	-0.3	0.3	2.6	5.9	5.2	4.8	1.5	0.1	0.0	0.5	1.2	1.7	12.80
11	10	BEKAERT / DESMET		BMW 2002	0.72	0.7	3.0	0.8	1.7	2.6	1.8	0.6	3.4	1.4	3.1	2.6	2.0	1.1	13.18
12	12	DAELS / DOOLAEGHE		TOYOTA CELICA TA22	0.75	-0.4	-1.9	-3.2	-1.2	0.9	0.4	-0.1	-1.4	0.0	0.2	0.0	1.4	1.6	13.20
13	14	HERREMAN / SAMYN		OPEL KADETT GT/E	0.75	0.9	2.1	0.3	2.5	4.9	4.6	4.1	1.6	-0.1	0.7	-0.8	1.4	1.4	15.00
14	9	COLLEE / MORTIER		ALFA ROMEO JUNIOR BERTONE	0.72	0.8	2.2	0.7	2.1	3.5	3.0	9.8	4.3	-1.1	0.9	1.0	0.5	-0.1	17.98
15	17	DUMORTIER / WERNIERS		RENAULT R5 ALPINE	0.82	0.9	1.6	0.1	2.3	3.8	3.2	1.0	10.8	3.5	0.4	0.5	2.1	1.0	20.66
16	2	WYDOOGHE / VAN GILS		VOLVO AMAZON	0.67	1.3	0.5	-2.5	0.5	2.7	3.3	4.3	1.6	0.4	-4.1	-5.0	-2.5	-1.4	33.17
17	15	LEFEVERE / LEFEVERE		OPEL KADETT C COUPE	0.75	-1.3	-4.9	-10.9	-9.2	-7.1	-7.4	-8.6	-10.2	-9.4	-10.7	-8.7	-2.9	-1.0	171.60
18	6	VANMAEKELBERGH / HOEFNAGELS		PORSCHE 914-6	0.70	-0.9	-4.7	-12.7	-10.9	-8.4	-8.2	-9.6	-2.7	-0.6	-10.1	-13.4	-11.5	-9.8	194.00
19	18	SNAET / SNAET		PORSCHE 911 ROTHMANS	0.84	-3.4	-4.6	-13.6	-13.2	-13.1	-15.5	-20.3	-26.5	-33.3	-50.9	-62.7	-61.0	-59.5	500.00



Pos	#	Crew	Nat	Car	Coef	01	02	03	04	05	06	07	08	09	10	11	12	13	14	15	16	Total
1	3	SAVIC / PELCKMANS	 	PORSCHE 911S	0.66	1.3	1.5	0.4	2.6	0.0	2.8	0.5	1.2	-2.6	0.8	1.5	2.7	1.6	-1.8	1.4	-0.3	14.98
2	20	VAN CALSTER / PYCK	 	PORSCHE 911	0.85	1.1	1.5	0.0	-0.7	0.0	1.9	0.7	1.2	-2.6	-1.1	0.5	2.0	1.0	-2.6	0.1	-0.4	15.02
3	7	DE JAEGER / DE JAEGER	 	PORSCHE 911	0.70	0.8	0.4	-1.4	-1.5	-1.0	0.6	0.2	1.0	-2.5	-1.0	-0.9	1.3	-0.1	-2.5	0.1	-1.5	17.79
4	16	DE WOLF / COLE	 	PORSCHE 924	0.79	1.8	2.9	2.1	0.1	-0.5	2.2	1.4	3.2	-1.1	-0.2	0.8	2.4	5.3	1.6	4.5	2.5	20.71
5	9	COLLEE / MORTIER	 	ALFA ROMEO JUNIOR BERTONE	0.72	-0.6	0.8	-0.4	-2.4	-0.6	2.3	-0.4	0.9	-4.0	0.7	3.4	4.8	3.3	0.5	4.3	2.9	24.81
6	17	DUMORTIER / WERNIERS	 	RENAULT R5 ALPINE	0.82	-0.2	1.9	1.8	-0.8	0.7	0.9	5.7	8.7	4.4	-0.1	0.1	2.1	1.3	-1.6	2.8	2.1	24.86
7	10	BEKAERT / DESMET	 	BMW 2002	0.72	0.3	0.9	-0.6	-1.7	0.4	4.4	3.7	4.7	0.4	1.3	2.1	7.9	5.9	2.4	6.4	4.6	30.54
8	13	LANNOYE / VANROLLEGHEM	 	PORSCHE CARRERA 3.0	0.76	0.0	0.4	-1.7	-2.5	-0.3	1.7	2.2	3.7	-1.6	-0.6	-1.1	2.0	-0.9	-4.5	-1.3	-2.8	30.78
9	1	DEWAELE / DEWAELE	 	PORSCHE 911 SWB	0.66	3.8	5.3	4.6	0.5	2.6	3.1	2.4	5.6	1.1	1.8	2.7	7.1	5.3	2.1	7.7	5.5	35.11
10	11	DERYCKE / VANROLLEGHEM	 	PORSCHE 911	0.80	0.1	0.4	-1.5	-4.7	-5.7	1.6	2.7	4.6	-1.0	-2.6	-2.9	1.3	-1.5	-5.7	-2.1	-4.7	61.36
11	12	DAELS / DOOLAEGHE	 	TOYOTA CELICA TA22	0.75	1.4	2.4	1.1	-1.6	0.2	3.6	5.2	9.1	5.0	8.2	9.6	13.0	12.2	9.4	14.4	13.3	77.88
12	14	HERREMAN / SAMYN	 	OPEL KADETT GT/E	0.75	3.8	5.0	4.1	1.6	-0.9	-2.7	-2.6	0.1	-4.0	-8.8	-7.0	-3.8	-4.1	-7.2	-2.7	-4.6	95.17
13	21	VAN DAMME / DEFRESNE	 	MERCEDES 190D 2.5 TURBO	0.88	1.2	2.0	0.9	-3.2	-4.9	-1.4	10.1	14.9	10.4	13.9	13.9	16.1	12.8	8.9	12.2	9.6	121.95
14	19	JACOBS / VAN LOOCK	 	OPEL MONZA	0.83	13.6	13.5	11.6	10.1	11.2	13.3	15.4	17.0	12.0	9.5	8.2	9.4	8.2	5.1	8.7	6.9	137.53
15	2	WYDOOGHE / VAN GILS	 	VOLVO AMAZON	0.67	0.6	3.8	4.8	4.7	10.7	13.7	16.0	22.7	20.4	20.2	22.2	24.9	25.1	22.8	28.8	27.9	175.07
16	4	HENDERICKX / CLAUW	 	ALFA ROMEO GT1300 JUNIOR	0.67	-0.3	1.6	0.4	-0.4	1.5	1.9	1.7	3.3	-2.0	1.2	1.1	4.1	106.1	102.8	106.9	105.3	251.31
17	15	LEFEVERE / LEFEVERE	 	OPEL KADETT C COUPE	0.75	-1.4	-2.3	-3.6	-8.0	-12.8	-14.5	-15.2	-10.6	-14.1	-20.0	-18.9	-15.9	-18.0	-21.2	-14.0	-12.4	389.80
18	6	VANMAEKELBERGH / HOEFNAGELS	 	PORSCHE 914-6	0.70	-1.7	0.2	-0.2	-5.0	-11.3	-14.4	-21.8	-16.9	-19.6	-23.5	-18.9	-16.1	-17.2	-19.6	-14.9	-16.3	420.40
19	18	SNAET / SNAET	 	PORSCHE 911 ROTHMANS	0.84	-3.1	-3.6	-4.8	-14.2	-25.6	-31.1	-41.6	-41.0	-46.0	-56.0	-59.1	-59.7	-62.9	-67.2	-64.6	-66.6	500.00



Pos	#	Crew	Nat	Car	Coef	Ref Time	Lap 1	Lap 2	Total
1	1	DEWAELE / DEWAELE		PORSCHE 911 SWB	0.66	01:15.1	0.2	-0.4	0.00
=	3	SAVIC / PELCKMANS		PORSCHE 911S	0.66	01:23.2	-0.5	0.2	0.00
=	7	DE JAEGER / DE JAEGER		PORSCHE 911	0.70	01:09.6	0.2	-0.2	0.00
=	16	DE WOLF / COLE		PORSCHE 924	0.79	01:07.9	0.3	-0.5	0.00
=	20	VAN CALSTER / PYCK		PORSCHE 911	0.85	01:16.9	-0.3	-0.3	0.00
6	4	HENDERICKX / CLAUW		ALFA ROMEO GT1300 JUNIOR	0.67	01:20.1	0.6	1.0	0.40
=	11	DERYCKE / VANROLLEGHEM		PORSCHE 911	0.80	01:05.6	-0.5	1.0	0.40
=	17	DUMORTIER / WERNIERS		RENAULT R5 ALPINE	0.82	01:17.4	0.2	-0.7	0.40
9	9	COLLEE / MORTIER		ALFA ROMEO JUNIOR BERTONE	0.72	01:16.2	-0.7	0.6	0.47
10	15	LEFEVERE / LEFEVERE		OPEL KADETT C COUPE	0.75	01:07.6	-0.5	1.3	0.60
11	18	SNAET / SNAET		PORSCHE 911 ROTHMANS	0.84	01:00.3	1.3	0.1	0.67
12	14	HERREMAN / SAMYN		OPEL KADETT GT/E	0.75	01:13.1	-0.9	-0.3	0.80
=	13	LANNOYE / VANROLLEGHEM		PORSCHE CARRERA 3.0	0.76	01:12.5	-0.9	0.5	0.80
14	2	WYDOOGHE / VAN GILS		VOLVO AMAZON	0.67	01:16.2	-1.1	1.3	1.74
15	19	JACOBS / VAN LOOCK		OPEL MONZA	0.83	01:08.3	-1.1	-0.8	1.80
16	10	BEKAERT / DESMET		BMW 2002	0.72	01:06.8	-1.5	-0.5	2.00
17	12	DAELS / DOOLAEGHE		TOYOTA CELICA TA22	0.75	01:12.3	-1.0	-1.6	3.20
18	6	VANMAEKELBERGH / HOEFNAGELS		PORSCHE 914-6	0.70	01:05.4	-2.1	-2.9	8.00
19	21	VAN DAMME / DEFRESNE		MERCEDES 190D 2.5 TURBO	0.88	01:17.4	-5.5	4.4	13.43



Rock n Roll Classics Omloop van Vlaanderen Regularity 2023

REGULARITY 65



PROVISIONAL Overall Classification After LEG 2

Pos	#	Crew	Nat	Car	Coef	Leg 1	RT06	RT07	RT08	RT09	RT10	RT11	RT12	RT13	RT14	RT15	TC	CP	Pen	Leg 2	Total
1	7	DE JAEGER Geert / DE JAEGER Cédric	 	PORSCHE 911	0.70	17.86	5.39	20.29	3.26	7.21	0.00	6.65	17.71	3.26	17.79	0.00	0	0	0	81.56	99.42
2	20	VAN CALSTER Gaëtan / PYCK Aswin	 	PORSCHE 911	0.85	14.49	6.38	22.63	6.55	7.05	0.00	7.07	22.43	4.48	15.02	0.00	0	0	0	91.61	106.09
3	13	LANNNOYE Lieven / VANROLLEGHEM Seppe	 	PORSCHE CARRERA 3.0	0.76	47.44	12.88	33.66	12.63	15.92	2.20	11.61	30.66	4.23	30.78	0.80	0	0	0	155.37	202.81
4	9	COLLEE Alain / MORTIER Didrik	 	ALFA ROMEO JUNIOR BERTONE	0.72	33.42	8.25	48.90	9.14	13.68	1.58	10.22	42.39	17.98	24.81	0.47	0	0	0	177.41	210.83
5	10	BEKAERT Carl / DESMET Jochen	 	BMW 2002	0.72	46.7	22.25	39.08	13.61	44.03	0.42	13.32	51.70	13.18	30.54	2.00	0	0	0	230.11	276.81
6	16	DE WOLF Sam / COLE Julie	 	PORSCHE 924	0.79	20.92	8.08	168.53	3.49	16.83	2.70	8.85	46.37	4.22	20.71	0.00	0	0	0	279.78	300.70
7	3	SAVIC Mirko / PELCKMANS Christophe	 	PORSCHE 911S	0.66	195.94	6.03	22.54	2.86	8.54	5.05	3.71	13.93	1.73	14.98	0.00	0	30	0	109.37	305.31
8	11	DERYCKE Frank / VANROLLEGHEM Lieven	 	PORSCHE 911	0.80	59.56	20.16	57.28	38.20	22.04	4.28	21.04	25.60	7.44	61.36	0.40	0	0	0	257.8	317.36
9	1	DEWAELE Hans / DEWAELE Simon	 	PORSCHE 911 SWB	0.66	55.15	39.45	66.22	26.29	31.31	1.59	36.99	36.97	12.80	35.11	0.00	0	0	0	286.73	341.88
10	17	DUMORTIER Rik / WERNIERS Bert	 	RENAULT R5 ALPINE	0.82	33.11	22.85	120.79	35.35	38.79	1.00	18.69	53.55	20.66	24.86	0.40	0	0	0	336.94	370.05
11	4	HENDERICKX Jean-Christophe / CLAUW Bjorn	 	ALFA ROMEO GT1300 JUNIOR	0.67	20.14	9.38	35.23	7.44	12.93	0.00	6.70	21.51	5.90	251.31	0.40	0	0	0	350.79	370.93
12	14	HERREMAN Stefaan / SAMYN Koen	 	OPEL KADETT GT/E	0.75	50.5	38.55	96.88	15.25	22.88	0.00	44.60	58.42	15.00	95.17	0.80	0	0	0	387.55	438.05
13	19	JACOBS Rudy / VAN LOOCK Ingrid	 	OPEL MONZA	0.83	34.97	33.75	186.12	16.10	19.54	0.00	27.21	40.98	12.35	137.53	1.80	0	30	0	505.38	540.35
14	12	DAELS Serge / DOOLAEGHE Bjorn	 	TOYOTA CELICA TA22	0.75	136.78	35.05	99.60	19.35	30.75	3.45	19.38	109.80	13.20	77.88	3.20	0	0	0	411.65	548.43
15	21	VAN DAMME Karel / DEFRESNE Fabrice	 	MERCEDES 190D 2.5 TURBO	0.88	179.84	11.68	143.97	24.46	18.22	3.61	10.46	42.02	7.30	121.95	13.43	0	0	0	397.1	576.94
16	2	WYDOOGHE Michiel / VAN GILS Arno	 	VOLVO AMAZON	0.67	27.83	71.42	440.04	161.40	479.94	0.60	211.26	71.78	33.17	175.07	1.74	0	0	0	1646.41	1674.24
17	18	SNAET Glenn / SNAET Eddy	 	PORSCHE 911 ROTHMANS	0.84	392.02	25.64	121.62	8.50	15.46	7.40	25.14	72.24	500.00	500.00	0.67	0	30	0	1306.67	1698.69
18	15	LEFEVERE Patrick / LEFEVERE Erik	 	OPEL KADETT C COUPE	0.75	295.73	60.45	306.13	118.25	88.00	0.07	300.13	154.97	171.60	389.80	0.60	0	0	0	1590	1885.73
19	6	VANMAEKELBERGH Jean-Claude / HOEFNAGELS Tom	 	PORSCHE 914-6	0.70	569.67	500.00	500.00	500.00	500.00	6.20	235.49	500.00	194.00	420.40	8.00	10	120	0	3494.09	4063.76



Pos	#	Crew	Nat	Car	Coef	01	02	03	04	05	06	07	08	09	10	11	12	13	14	15	16	Total
1	43	VARREWAERE / CRACCO		NISSAN SUNNY	0.90	0.3	-0.1	0.0	0.2	-0.2	1.0	0.3	0.1	0.1	-0.7	0.1	0.8	0.1	-0.4	0.8	-0.2	1.39
2	33	VERHAGE / PUYPE		DATSUN 240Z	0.70	-0.7	1.1	1.4	1.7	-0.2	-1.0	-1.2	1.0	0.0	0.1	-1.1	-0.3	0.0	1.0	2.4	-0.9	8.72
3	22	DEBLOMME / VANBECELAERE		CITROEN AX SPORT	0.88	-0.1	2.8	0.6	2.2	-0.2	1.9	-0.1	2.8	2.1	-0.3	-0.1	0.7	-0.7	0.7	2.6	0.5	10.87
4	32	DEBEIL / BARBEZ		MG B GT	0.67	-0.4	1.2	0.9	0.7	0.8	2.5	1.2	1.7	2.8	1.6	1.8	1.8	0.2	0.7	2.1	-3.1	14.11
5	34	VANKEIRSBILCK / VANLANDEGHEM		PORSCHE 911 T TARGA	0.68	-0.8	2.9	1.8	2.7	1.6	2.7	1.1	2.1	2.2	1.5	1.7	1.5	1.4	1.0	2.5	1.4	14.61
6	36	KRISTENSEN / RASMUSSEN		FORD ESCORT MEXICO	0.72	0.1	0.3	0.2	0.9	-0.6	0.3	-1.3	0.3	0.5	-2.4	-1.1	-1.6	-2.1	-1.6	0.2	-3.4	20.49
7	31	BERLOO / DEL'HAYE		AUSTIN MINI	0.66	0.3	1.5	0.8	2.2	2.0	2.9	2.4	3.1	3.4	2.9	2.9	3.1	2.9	2.7	4.2	3.6	21.85
8	35	VANDAMME / VANDECASTEELE		PORSCHE 911 RS 2.7	0.73	3.3	-2.4	-4.1	-1.4	0.2	-1.1	-2.8	2.1	2.1	2.0	4.6	2.8	-0.6	2.2	6.4	1.1	34.93
9	37	DEPUIS / DEPUIS		OPEL KADETT C	0.75	3.8	5.8	4.8	1.5	2.3	5.0	2.8	4.6	5.9	3.5	3.7	2.2	2.9	3.6	6.6	7.3	43.73
10	40	VERHULST / VERHULST		BMW E30 M3	0.87	0.3	-9.7	-12.8	-13.5	-12.3	-8.0	-10.3	-6.0	-8.1	-6.6	-7.8	-9.3	-11.8	-7.0	-4.1	-11.1	261.80
11	41	POPELIER / VAN ONACKER		OPEL MANTA B GSI	0.83	2.9	-1.0	-2.5	-5.0	-8.6	-18.4	-28.1	-29.5	-41.4	-54.7	-55.4	-57.5	-55.0	-50.0	-47.2	-49.0	500.00
=	39	VANDER STICHELE / PERDU		MERCEDES 190E 2.3-16V	0.84	856.1	848.7	845.5	827.5	818.4	790.6	768.1	762.5	743.2	724.5	718.4	688.0	627.5	602.8	604.0	586.7	500.00
=	42	VANLANDSCHOOT / VAN EEGHEM		LANCIA DELTA INTEGRALE 8V	0.88	4.7	-9.1	-13.2	-32.0	-41.7	-74.5	-84.5	-85.1	-97.1	-105.9	-102.8	-80.4	-55.2	-42.5	-38.8	-19.9	500.00





























Pos	#	Crew	Nat	Car	Coef	01	02	03	04	05	06	07	08	09	10	11	12	13	14	15	16	17	18	19	20	Total
1	32	DEBEIL / BARBEZ		MG B GT	0.67	-2.0	0.2	1.1	0.2	0.1	0.4	1.9	2.6	0.0	-0.6	-1.5	-0.5	0.8	1.4	0.8	-0.7	2.3	-0.5	1.6	3.7	13.44
2	39	VANDER STICHELE / PERDU		MERCEDES 190E 2.3-16V	0.84	-0.9	-0.6	0.3	0.3	0.1	-0.8	1.0	2.2	-1.0	-2.1	-3.3	-1.7	-1.0	0.4	-1.5	1.4	0.4	-2.7	-0.7	-1.6	26.40
3	43	VARREWAERE / CRACCO		NISSAN SUNNY	0.90	-0.7	-0.9	0.1	-1.6	-1.6	2.2	3.3	4.7	1.6	0.6	-0.9	-1.2	0.6	-2.8	1.2	1.1	0.4	-3.6	-1.4	-1.5	32.57
4	31	BERLOO / DEL'HAYE		AUSTIN MINI	0.66	-0.1	-0.7	0.6	0.0	0.2	3.8	2.0	2.2	-0.4	0.2	-2.4	-2.2	1.3	2.2	2.0	2.9	4.9	10.3	12.2	2.7	34.73
5	33	VERHAGE / PUYPE		DATSUN 240Z	0.70	0.0	-0.2	1.0	-0.6	0.0	11.4	0.8	-1.5	-11.9	-1.4	-0.9	-1.3	-0.4	-0.1	-0.7	0.2	-1.2	-1.6	0.3	2.6	42.86
6	34	VANKEIRSBILCK / VANLANDEGHEM		PORSCHE 911 T TARGA	0.68	3.5	2.8	3.3	3.6	2.9	6.8	4.0	6.2	3.3	2.2	1.9	1.9	3.5	5.3	3.7	2.7	4.5	4.2	6.0	5.7	46.24
7	40	VERHULST / VERHULST		BMW E30 M3	0.87	-10.3	1.3	4.6	2.0	3.0	7.8	2.5	4.2	2.2	3.1	-0.8	-0.9	2.6	2.8	2.0	2.5	3.9	5.7	8.1	-1.1	65.96
8	35	VANDAMME / VANDECASTEELE		PORSCHE 911 RS 2.7	0.73	-7.2	-0.5	3.0	1.9	1.9	9.7	0.0	1.4	0.8	4.4	1.3	2.3	-1.7	-4.5	-0.1	8.1	8.6	7.7	11.8	2.5	66.43
9	22	DEBLOMME / VANBECELAERE		CITROEN AX SPORT	0.88	-1.6	0.1	1.3	0.1	0.9	6.9	8.8	7.9	-1.8	-1.3	-3.6	-1.5	-3.9	-1.1	2.7	3.5	5.5	5.7	7.4	5.5	67.13
10	36	KRISTENSEN / RASMUSSEN		FORD ESCORT MEXICO	0.72	0.4	0.7	2.0	0.6	0.7	5.7	0.5	3.0	-7.2	-6.5	-8.3	-5.9	-6.0	-0.7	-1.6	-2.6	-3.3	-4.7	-3.0	-11.7	117.98
11	37	DEPUIS / DEPUIS		OPEL KADETT C	0.75	0.6	-3.4	-1.4	-4.2	-4.6	3.2	-3.5	-2.5	-7.1	-5.8	-9.6	-9.5	-16.3	-13.1	-20.9	-11.5	-8.8	-9.3	-6.0	-7.5	274.10
12	41	POPELIER / VAN ONACKER		OPEL MANTA B GSI	0.83	-0.3	1.7	3.3	2.5	3.1	11.9	4.3	3.6	1.9	2.5	-0.4	-0.3	-0.5	-0.7	-18.7	-34.5	-36.1	-40.4	-38.1	-48.9	361.95
13	42	VANLANDSCHOOT / VAN EEGHEM		LANCIA DELTA INTEGRALE 8V	0.88	-4.5	-15.7	-11.9	-13.7	-14.3	-13.2	-30.0	-30.6	-39.5	-36.2	-37.5	-35.6	-19.9	5.6	11.3	13.7	12.3	8.3	10.7	9.3	500.00



Pos	#	Crew	Nat	Car	Coef	01	02	03	04	05	06	07	08	09	10	11	12	13	Total
1	39	VANDER STICHELE / PERDU	 	MERCEDES 190E 2.3-16V	0.84	0.8	1.0	-0.4	0.0	0.1	-0.4	0.7	0.8	0.0	-0.4	1.0	0.0	0.1	1.51
2	43	VARREWAERE / CRACCO	 	NISSAN SUNNY	0.90	0.3	1.1	-0.2	0.3	0.5	0.7	0.0	1.0	0.6	0.8	0.2	-0.1	0.3	1.53
3	33	VERHAGE / PUYPE	 	DATSUN 240Z	0.70	0.3	0.7	0.1	0.1	0.2	-0.1	-0.3	0.6	0.1	0.9	0.8	1.8	0.9	1.89
4	36	KRISTENSEN / RASMUSSEN	 	FORD ESCORT MEXICO	0.72	0.4	1.4	0.5	1.1	1.9	0.9	0.8	2.0	1.3	1.8	2.2	1.9	0.9	7.70
5	31	BERLOO / DEL'HAYE	 	AUSTIN MINI	0.66	0.2	1.2	0.2	0.7	1.7	1.3	0.8	1.6	2.3	2.2	2.5	2.6	2.6	9.24
6	22	DEBLOMME / VANBECELAERE	 	CITROEN AX SPORT	0.88	-2.1	-2.9	-0.8	0.0	1.2	-0.4	-0.9	0.3	-0.5	1.4	-0.3	0.9	0.3	11.16
7	32	DEBEIL / BARBEZ	 	MG B GT	0.67	-3.1	0.5	0.7	1.0	1.6	1.5	1.1	1.3	1.2	1.6	1.7	2.5	2.4	12.64
8	37	DEPUIS / DEPUIS	 	OPEL KADETT C	0.75	0.7	0.9	-1.3	0.4	1.8	1.1	1.6	3.6	2.9	-1.7	-2.1	0.2	1.6	14.85
9	35	VANDAMME / VANDECASTEELE	 	PORSCHE 911 RS 2.7	0.73	0.7	-0.2	-1.4	1.3	4.2	3.9	0.7	-1.8	0.7	0.3	0.7	3.7	3.3	15.13
10	40	VERHULST / VERHULST	 	BMW E30 M3	0.87	1.6	3.2	0.4	1.2	2.2	1.9	0.4	2.7	2.1	2.6	2.8	3.4	0.9	16.62
11	34	VANKEIRSBILCK / VANLANDEGHEM	 	PORSCHE 911 T TARGA	0.68	-1.4	0.0	3.4	2.1	2.0	0.0	-1.3	-0.5	-2.7	-1.6	-2.6	-1.9	-1.5	23.08
12	41	POPELIER / VAN ONACKER	 	OPEL MANTA B GSI	0.83	-2.2	-10.5	-25.9	-20.5	-16.2	-10.8	1.7	5.1	5.3	5.0	6.0	6.8	7.1	194.00
13	42	VANLANDSCHOOT / VAN EEGHEM	 	LANCIA DELTA INTEGRALE 8V	0.88	4.5	17.1	24.7	27.0	28.5	27.7	27.3	27.1	30.3	29.9	29.5	28.1	28.3	284.68



Pos	#	Crew	Nat	Car	Coef	01	02	03	04	05	06	07	08	09	10	11	12	13	14	15	16	Total
1	43	VARREWAERE / CRACCO	 	NISSAN SUNNY	0.90	0.3	0.5	0.0	-0.4	-0.2	-0.3	-0.7	-0.8	0.6	-0.2	0.7	-0.3	1.3	0.4	1.1	-0.1	2.53
2	34	VANKEIRSBILCK / VANLANDEGHEM	 	PORSCHE 911 T TARGA	0.68	1.4	2.8	0.9	0.4	0.0	1.1	1.2	0.3	0.4	1.5	2.7	0.4	0.3	0.4	2.5	-1.1	8.07
3	22	DEBLOMME / VANBECELAERE	 	CITROEN AX SPORT	0.88	-0.5	2.0	-0.5	-1.0	-1.1	0.6	1.3	1.4	2.5	0.0	1.1	-0.1	0.5	-0.4	1.7	1.1	8.98
4	33	VERHAGE / PUYPE	 	DATSUN 240Z	0.70	1.0	2.5	0.8	-0.3	-0.7	1.5	0.4	0.9	1.9	1.9	2.2	0.9	-0.1	1.6	2.8	0.7	9.29
5	36	KRISTENSEN / RASMUSSEN	 	FORD ESCORT MEXICO	0.72	1.7	1.8	1.5	-0.1	0.2	1.7	1.5	0.4	1.9	1.3	2.4	0.8	-0.2	-0.6	1.8	-1.7	10.81
6	31	BERLOO / DEL'HAYE	 	AUSTIN MINI	0.66	0.9	1.0	0.9	0.4	0.4	2.2	2.0	1.3	2.6	0.4	2.8	1.4	1.6	1.4	3.3	2.9	11.75
7	39	VANDER STICHELE / PERDU	 	MERCEDES 190E 2.3-16V	0.84	1.9	2.1	0.5	-0.4	-0.7	2.2	1.8	1.6	1.9	-2.1	1.6	-0.9	-2.1	0.1	2.7	1.2	18.10
8	32	DEBEIL / BARBEZ	 	MG B GT	0.67	2.0	3.5	2.3	0.8	0.8	2.6	3.1	2.2	3.1	2.2	3.9	1.7	1.4	3.2	5.4	1.9	21.51
9	37	DEPUIS / DEPUIS	 	OPEL KADETT C	0.75	2.1	5.1	4.6	0.4	0.9	1.3	3.6	4.3	7.3	6.8	2.9	3.8	5.3	4.8	6.6	7.2	44.33
10	35	VANDAMME / VANDECASTEELE	 	PORSCHE 911 RS 2.7	0.73	4.7	7.6	6.4	-4.0	-2.0	3.4	0.4	2.1	6.7	7.4	2.7	3.7	6.5	8.7	10.8	8.3	62.92
11	42	VANLANDSCHOOT / VAN EEGHEM	 	LANCIA DELTA INTEGRALE 8V	0.88	0.0	5.4	6.4	3.0	2.9	6.0	8.3	8.6	10.1	7.3	10.4	12.7	13.4	11.6	14.8	11.3	109.74
12	41	POPELIER / VAN ONACKER	 	OPEL MANTA B GSI	0.83	-0.2	3.8	3.1	4.8	5.3	7.6	13.7	14.9	17.1	19.6	44.5	38.6	37.2	30.0	26.0	22.4	233.31
13	40	VERHULST / VERHULST	 	BMW E30 M3	0.87	-3.6	-5.7	-9.2	-18.8	-19.0	-17.2	-17.7	-18.3	-16.8	-20.5	-19.3	-21.1	-19.9	-21.0	-16.5	-19.8	500.00
















Pos	#	Crew	Nat	Car	Coef	Ref Time	Lap 1	Lap 2	Total
1	43	VARREWAERE / CRACCO		NISSAN SUNNY	0.90	01:34.8	0.0	0.1	0.00
2	33	VERHAGE / PUYPE		DATSUN 240Z	0.70	01:11.7	-0.7	0.1	0.40
=	40	VERHULST / VERHULST		BMW E30 M3	0.87	01:20.9	-0.5	-0.7	0.40
4	37	DEPUIS / DEPUIS		OPEL KADETT C	0.75	01:27.4	-0.6	2.2	1.48
5	39	VANDER STICHELE / PERDU		MERCEDES 190E 2.3-16V	0.84	01:08.5	-1.3	-0.2	1.60
6	31	BERLOO / DEL'HAYE		AUSTIN MINI	0.66	01:23.4	-2.3	-0.6	3.80
7	22	DEBLOMME / VANBECELAERE		CITROEN AX SPORT	0.88	01:26.6	3.2	-1.6	4.58
8	32	DEBEIL / BARBEZ		MG B GT	0.67	01:20.0	-1.9	-1.6	5.00
9	41	POPELIER / VAN ONACKER		OPEL MANTA B GSI	0.83	01:15.2	3.5	-2.5	6.49
10	42	VANLANDSCHOOT / VAN EEGHEM		LANCIA DELTA INTEGRALE 8V	0.88	01:10.4	-0.7	-4.1	7.60
11	36	KRISTENSEN / RASMUSSEN		FORD ESCORT MEXICO	0.72	01:17.8	10.0	-1.7	9.24
12	35	VANDAMME / VANDECASTEELE		PORSCHE 911 RS 2.7	0.73	01:38.0	-5.2	-0.5	9.40
13	34	VANKEIRSBILCK / VANLANDEGHEM		PORSCHE 911 T TARGA	0.68	01:12.0	-2.4	-3.7	10.20





























Pos	#	Crew	Nat	Car	Coef	01	02	03	04	05	06	07	08	09	10	11	12	13	14	15	16	Total
1	43	VARREWAERE / CRACCO	 	NISSAN SUNNY	0.90	0.2	0.6	0.0	0.1	-0.5	-0.2	-1.4	-0.5	-0.1	-0.2	-0.5	-0.3	0.1	-0.8	0.6	-0.4	2.58
2	34	VANKEIRSBILCK / VANLANDEGHEM	 	PORSCHE 911 T TARGA	0.68	-1.3	0.2	-0.1	0.9	0.1	0.2	-0.1	0.9	1.2	-0.2	-0.4	0.2	-0.5	-0.2	1.4	-0.6	3.43
3	32	DEBEIL / BARBEZ	 	MG B GT	0.67	-0.7	0.6	1.0	-0.1	0.5	0.9	0.5	1.3	1.0	0.9	0.7	0.4	0.9	0.8	2.3	2.5	5.36
4	36	KRISTENSEN / RASMUSSEN	 	FORD ESCORT MEXICO	0.72	-0.6	0.0	0.2	1.1	0.5	0.7	-0.7	0.8	0.5	-1.2	-0.7	-0.9	-0.8	-0.3	1.5	-1.1	6.51
5	22	DEBLOMME / VANBECELAERE	 	CITROEN AX SPORT	0.88	-1.6	-0.8	0.0	0.7	0.9	1.5	0.2	2.5	1.3	-0.8	0.0	0.6	-0.9	-1.3	0.6	-0.8	10.45
6	39	VANDER STICHELE / PERDU	 	MERCEDES 190E 2.3-16V	0.84	-0.9	0.5	1.1	1.9	-0.5	0.9	-0.5	0.5	0.4	-0.9	-1.2	-1.7	0.2	-0.4	1.0	-2.2	11.24
7	40	VERHULST / VERHULST	 	BMW E30 M3	0.87	0.8	1.4	2.4	0.8	2.6	2.2	0.5	3.0	2.3	1.1	1.6	0.2	-0.9	0.2	2.9	-1.3	15.97
8	33	VERHAGE / PUYPE	 	DATSUN 240Z	0.70	0.2	0.4	0.7	0.9	-0.6	-0.8	-0.8	0.4	-0.6	-1.1	-1.6	-1.4	-2.0	-1.6	0.0	-2.6	16.62
9	41	POPELIER / VAN ONACKER	 	OPEL MANTA B GSI	0.83	-0.1	-1.8	-0.8	0.3	0.3	1.0	1.0	3.1	0.1	-3.6	-2.3	-1.4	-0.2	0.3	2.3	1.1	19.78
10	31	BERLOO / DEL'HAYE	 	AUSTIN MINI	0.66	0.1	0.1	1.3	2.5	1.6	2.4	1.6	3.0	3.4	2.8	2.6	3.2	2.7	3.0	4.4	3.3	20.33
11	35	VANDAMME / VANDECASTEELE	 	PORSCHE 911 RS 2.7	0.73	2.3	-1.2	2.5	0.7	0.0	-2.7	-6.0	-1.9	-0.5	-0.3	1.8	-2.3	-3.1	-0.4	3.9	-0.8	35.35
12	37	DEPUIS / DEPUIS	 	OPEL KADETT C	0.75	3.6	1.6	3.3	1.6	-0.3	-3.1	-2.0	0.9	2.4	-2.9	-2.1	-4.7	-2.5	-1.3	1.3	-2.3	42.20
13	42	VANLANDSCHOOT / VAN EEGHEM	 	LANCIA DELTA INTEGRALE 8V	0.88	1.2	-1.4	2.9	7.7	2.8	1.7	2.0	4.1	3.3	2.1	3.9	3.1	5.1	6.0	8.2	5.0	47.21





























Pos	#	Crew	Nat	Car	Coef	01	02	03	04	05	06	07	08	09	10	11	12	13	14	15	16	17	18	19	20	Total
1	43	VARREWAERE / CRACCO		NISSAN SUNNY	0.90	0.6	0.7	1.0	-0.5	-0.3	0.2	0.2	1.2	-0.6	0.2	-0.1	-0.3	0.7	-0.4	-0.3	0.2	0.0	-1.9	1.4	-0.3	5.34
2	36	KRISTENSEN / RASMUSSEN		FORD ESCORT MEXICO	0.72	0.0	0.2	1.3	0.1	0.9	6.6	1.7	2.1	0.1	0.4	-0.4	-0.2	-0.4	0.3	-1.0	1.8	0.6	-1.6	2.5	-1.2	14.32
3	31	BERLOO / DEL'HAYE		AUSTIN MINI	0.66	0.0	-1.2	0.3	0.1	0.0	3.4	1.1	1.3	-0.8	0.1	-0.1	0.6	1.3	1.5	1.6	3.3	1.5	1.9	4.7	2.8	14.54
4	32	DEBEIL / BARBEZ		MG B GT	0.67	-0.5	0.8	1.6	1.0	0.6	1.2	2.3	3.0	0.8	1.6	0.7	0.7	1.5	2.0	1.1	1.4	2.4	2.9	6.0	2.7	16.62
5	39	VANDER STICHELE / PERDU		MERCEDES 190E 2.3-16V	0.84	0.6	-0.3	0.3	0.6	0.5	0.7	1.8	2.1	0.6	0.8	0.0	-0.3	0.2	0.6	-0.8	3.4	2.9	2.7	6.1	4.2	17.90
6	22	DEBLOMME / VANBECELAERE		CITROEN AX SPORT	0.88	-1.9	-1.5	0.2	-0.8	0.5	3.3	0.5	0.8	-1.7	0.6	-0.7	-0.1	-0.9	0.8	0.6	0.7	1.6	2.4	6.1	-0.3	19.91
7	40	VERHULST / VERHULST		BMW E30 M3	0.87	1.0	1.0	2.7	1.6	1.6	3.7	3.0	3.8	1.1	2.4	-1.4	-0.1	0.9	1.4	0.6	1.3	1.4	-1.2	2.7	-0.6	22.71
8	34	VANKEIRSBILCK / VANLANDEGHEM		PORSCHE 911 T TARGA	0.68	1.2	1.9	2.5	1.6	1.5	1.8	3.9	4.4	2.1	2.3	1.1	0.8	1.6	2.3	1.1	1.5	2.9	2.2	4.9	5.3	25.09
9	33	VERHAGE / PUYPE		DATSUN 240Z	0.70	-0.7	-1.1	-0.5	-1.1	-0.7	3.3	1.1	2.1	-1.1	-0.7	0.8	1.7	2.7	3.8	2.5	2.1	7.1	6.2	9.7	6.5	34.97
10	35	VANDAMME / VANDECASTEELE		PORSCHE 911 RS 2.7	0.73	-0.8	-0.4	2.2	1.7	2.5	6.8	-1.2	2.2	0.7	4.4	2.8	3.8	-3.8	1.1	-3.1	-1.3	-2.0	-1.1	4.0	0.8	39.31
11	37	DEPUIS / DEPUIS		OPEL KADETT C	0.75	0.8	-2.3	-0.5	-2.4	-1.9	6.0	-0.6	1.8	1.1	4.0	3.0	3.2	-1.3	-2.2	-5.5	3.3	3.4	2.4	6.3	5.3	51.35
12	41	POPELIER / VAN ONACKER		OPEL MANTA B GSI	0.83	0.5	2.3	3.4	2.4	2.2	4.1	3.8	3.8	3.1	8.4	6.3	5.5	3.3	4.7	2.5	2.0	3.3	3.5	7.3	2.1	53.53
13	42	VANLANDSCHOOT / VAN EEGHEM		LANCIA DELTA INTEGRALE 8V	0.88	-3.6	-0.2	1.6	2.0	8.3	1.7	0.6	3.5	1.9	3.8	1.9	2.0	2.8	4.8	2.1	3.8	3.6	3.7	8.0	7.0	53.81



Pos	#	Crew	Nat	Car	Coef	01	02	03	04	05	06	07	08	09	10	11	12	13	Total
1	43	VARREWAERE / CRACCO	 	NISSAN SUNNY	0.90	0.5	1.1	0.7	0.3	0.5	0.5	-0.2	0.8	0.7	1.0	1.0	0.5	0.3	2.07
2	34	VANKEIRSBILCK / VANLANDEGHEM	 	PORSCHE 911 T TARGA	0.68	-0.9	0.9	0.5	1.0	0.8	0.5	-0.7	0.1	0.3	0.7	0.6	1.1	0.2	2.63
3	32	DEBEIL / BARBEZ	 	MG B GT	0.67	-0.2	0.6	0.2	0.5	0.9	0.8	0.6	0.9	1.3	0.7	1.4	1.9	2.1	4.15
4	36	KRISTENSEN / RASMUSSEN	 	FORD ESCORT MEXICO	0.72	-0.1	1.2	0.5	1.0	1.6	1.1	0.7	0.9	1.1	2.1	1.9	1.5	0.1	5.83
5	33	VERHAGE / PUYPE	 	DATSUN 240Z	0.70	-1.1	0.3	-0.6	-1.2	-1.1	-1.0	-0.6	0.4	0.0	0.5	0.4	1.8	0.1	6.11
6	22	DEBLOMME / VANBECELAERE	 	CITROEN AX SPORT	0.88	-2.0	-0.2	-1.1	0.3	1.4	0.0	-0.8	0.1	0.1	1.3	0.9	1.5	-0.1	7.53
7	40	VERHULST / VERHULST	 	BMW E30 M3	0.87	0.2	2.4	0.2	0.5	1.2	0.5	0.4	1.9	1.2	2.0	2.2	1.4	0.0	7.66
8	35	VANDAMME / VANDECASTEELE	 	PORSCHE 911 RS 2.7	0.73	0.0	-0.6	-1.7	-0.1	2.0	1.5	0.8	-0.6	0.9	-1.6	-0.7	1.0	1.2	8.61
9	39	VANDER STICHELE / PERDU	 	MERCEDES 190E 2.3-16V	0.84	0.0	1.3	0.2	0.0	-0.1	0.1	0.3	10.4	-0.9	-0.2	1.0	0.7	0.7	10.54
10	31	BERLOO / DEL'HAYE	 	AUSTIN MINI	0.66	0.6	1.3	0.2	1.3	1.5	1.5	1.8	2.1	2.7	3.2	1.8	2.3	3.4	11.55
11	41	POPELIER / VAN ONACKER	 	OPEL MANTA B GSI	0.83	0.0	-0.2	0.6	1.7	2.6	2.3	0.5	-0.5	-3.1	-1.6	1.8	1.7	1.8	14.87
12	37	DEPUIIS / DEPUIIS	 	OPEL KADETT C	0.75	-3.4	-3.2	-6.0	-4.1	-2.5	-3.4	-3.3	-7.1	-10.4	-10.1	-8.7	-5.7	-3.3	129.40
13	42	VANLANDSCHOOT / VAN EEGHEM	 	LANCIA DELTA INTEGRALE 8V	0.88	-7.1	-18.3	-30.8	-29.3	-28.2	-29.5	-38.7	-44.1	-43.9	-53.0	-53.3	-56.9	-55.8	500.00



Pos	#	Crew	Nat	Car	Coef	01	02	03	04	05	06	07	08	09	10	11	12	13	14	15	16	Total
1	33	VERHAGE / PUYPE	 	DATSUN 240Z	0.70	0.9	1.3	-0.4	-0.4	-0.7	0.2	0.8	0.9	-0.7	0.3	0.3	0.9	0.1	-1.6	0.7	-0.4	4.75
2	32	DEBEIL / BARBEZ	 	MG B GT	0.67	0.1	2.5	0.4	0.4	0.8	1.4	1.8	1.1	-0.4	-0.3	0.5	1.4	0.2	-0.3	2.4	0.9	5.56
3	34	VANKEIRSBILCK / VANLANDEGHEM	 	PORSCHE 911 T TARGA	0.68	1.4	2.7	0.7	0.5	1.0	2.9	1.6	1.9	0.2	0.8	1.0	1.7	0.9	0.6	1.9	-0.2	8.57
4	43	VARREWAERE / CRACCO	 	NISSAN SUNNY	0.90	-0.9	0.9	1.2	1.4	1.1	0.8	-0.2	0.5	-0.5	-0.3	0.3	2.7	0.9	-1.3	-0.7	-1.1	8.95
5	39	VANDER STICHELE / PERDU	 	MERCEDES 190E 2.3-16V	0.84	0.3	1.2	-0.6	-1.0	-1.2	1.7	0.7	0.4	-1.2	-1.0	-1.0	-0.5	-0.3	-2.0	-2.0	-1.6	15.96
6	31	BERLOO / DEL'HAYE	 	AUSTIN MINI	0.66	0.7	0.8	-1.4	0.0	1.5	2.5	3.0	4.7	0.6	3.5	3.7	4.5	3.2	2.0	4.1	2.4	21.73
7	40	VERHULST / VERHULST	 	BMW E30 M3	0.87	4.0	3.2	1.6	0.1	0.7	1.3	0.6	0.8	-1.3	-2.3	0.0	1.9	0.9	-2.1	0.6	-2.8	22.22
8	22	DEBLOMME / VANBECELAERE	 	CITROEN AX SPORT	0.88	-3.6	-3.0	-1.9	-1.7	-0.4	1.4	1.8	2.3	-1.8	0.6	0.9	2.8	1.4	-1.6	0.4	0.7	28.15
9	41	POPELIER / VAN ONACKER	 	OPEL MANTA B GSI	0.83	-0.6	2.8	3.0	1.7	-0.7	3.5	2.9	4.7	-1.8	-2.1	3.2	3.7	3.1	0.8	2.2	1.7	29.06
10	37	DEPUIJ / DEPUIJ	 	OPEL KADETT C	0.75	3.2	6.2	5.1	-2.9	-1.0	0.0	1.4	4.3	0.9	-2.9	0.0	2.2	1.6	-0.7	4.5	4.4	32.60
11	35	VANDAMME / VANDECASTEELE	 	PORSCHE 911 RS 2.7	0.73	4.1	5.5	4.7	-2.7	-2.3	0.9	1.6	5.5	2.2	-2.3	-0.1	3.4	2.6	-0.4	4.4	3.1	35.33
12	36	KRISTENSEN / RASMUSSEN	 	FORD ESCORT MEXICO	0.72	0.7	-0.4	-0.8	-4.3	-3.4	1.6	-1.5	-0.7	-6.2	-6.2	-2.8	-1.4	-1.9	-4.7	0.2	-1.3	59.34
13	42	VANLANDSCHOOT / VAN EEGHEM	 	LANCIA DELTA INTEGRALE 8V	0.88	-5.5	-9.2	-14.4	-33.7	-52.5	-63.6	-86.3	-88.1	-96.6	-93.7	-87.7	-79.4	-84.0	-88.2	-85.3	-87.4	500.00



Pos	#	Crew	Nat	Car	Coef	Ref Time	Lap 1	Lap 2	Total
1	33	VERHAGE / PUYPE		DATSUN 240Z	0.70	01:09.0	0.4	0.0	0.00
=	43	VARREWAERE / CRACCO		NISSAN SUNNY	0.90	01:30.6	0.2	0.1	0.00
3	40	VERHULST / VERHULST		BMW E30 M3	0.87	01:22.5	-0.7	-0.4	0.40
4	32	DEBEIL / BARBEZ		MG B GT	0.67	01:16.6	-0.4	-1.0	1.00
=	36	KRISTENSEN / RASMUSSEN		FORD ESCORT MEXICO	0.72	01:26.3	-1.0	0.1	1.00
6	39	VANDER STICHELE / PERDU		MERCEDES 190E 2.3-16V	0.84	01:07.4	0.2	-1.1	1.20
7	31	BERLOO / DEL'HAYE		AUSTIN MINI	0.66	01:23.1	0.2	-1.3	1.60
8	22	DEBLOMME / VANBECELAERE		CITROEN AX SPORT	0.88	01:19.1	-1.4	0.8	2.06
9	37	DEPUIS / DEPUIS		OPEL KADETT C	0.75	01:23.7	-1.4	-2.2	5.20
10	34	VANKEIRSBILCK / VANLANDEGHEM		PORSCHE 911 T TARGA	0.68	01:07.1	-3.0	-0.8	5.60
11	41	POPELIER / VAN ONACKER		OPEL MANTA B GSI	0.83	01:14.5	-2.0	-2.7	7.40
12	42	VANLANDSCHOOT / VAN EEGHEM		LANCIA DELTA INTEGRALE 8V	0.88	01:07.1	-3.9	-4.2	14.20
13	35	VANDAMME / VANDECASTEELE		PORSCHE 911 RS 2.7	0.73	01:28.5	-4.3	-4.3	15.20



Rock n Roll Classics Omloop van Vlaanderen Regularity 2023

REGULARITY 50

PROVISIONAL Overall Classification After LEG 2

Pos	#	Crew	Nat	Car	Coef	RT06	RT07	RT08	RT09	RT10	RT11	RT12	RT13	RT14	RT15	TC	CP	Pen	Total
1	43	VARREWAERE Mario / CRACCO Pablo		NISSAN SUNNY	0.90	1.39	32.57	1.53	2.53	0.00	2.58	5.34	2.07	8.95	0.00	0	0	0	56.96
2	32	DEBEIL Stefan / BARBEZ Jan		MG B GT	0.67	14.11	13.44	12.64	21.51	5.00	5.36	16.62	4.15	5.56	1.00	0	0	0	99.38
3	33	VERHAGE Thijs / PUYPE Dries		DATSUN 240Z	0.70	8.72	42.86	1.89	9.29	0.40	16.62	34.97	6.11	4.75	0.00	0	0	0	125.61
4	34	VANKEIRSBILCK Koen / VANLANDEGHEM Kristof		PORSCHE 911 T TARGA	0.68	14.61	46.24	23.08	8.07	10.20	3.43	25.09	2.63	8.57	5.60	0	0	0	147.52
5	31	BERLOO Wesley / DEL'HAYE Bjorn		AUSTIN MINI	0.66	21.85	34.73	9.24	11.75	3.80	20.33	14.54	11.55	21.73	1.60	0	0	0	151.11
6	22	DEBLOMME Franky / VANBECELAERE Tom		CITROEN AX SPORT	0.88	10.87	67.13	11.16	8.98	4.58	10.45	19.91	7.53	28.15	2.06	0	0	0	170.82
7	36	KRISTENSEN Finn / RASMUSSEN Erik		FORD ESCORT MEXICO	0.72	20.49	117.98	7.70	10.81	9.24	6.51	14.32	5.83	59.34	1.00	0	0	0	253.22
8	35	VANDAMME Stefan / VANDECASTEELE Franky		PORSCHE 911 RS 2.7	0.73	34.93	66.43	15.13	62.92	9.40	35.35	39.31	8.61	35.33	15.20	0	0	0	322.62
9	37	DEPUIIS Willy / DEPUIIS Brecht		OPEL KADETT C	0.75	43.73	274.10	14.85	44.33	1.48	42.20	51.35	129.40	32.60	5.20	0	0	0	639.23
10	39	VANDER STICHELE Anthony / PERDU David		MERCEDES 190E 2.3-16V	0.84	500.00	26.40	1.51	18.10	1.60	11.24	17.90	10.54	15.96	1.20	90	0	0	694.46
11	40	VERHULST Patrick / VERHULST Jonas		BMW E30 M3	0.87	261.80	65.96	16.62	500.00	0.40	15.97	22.71	7.66	22.22	0.40	0	0	0	913.74
12	41	POPELIER Jense / VAN ONACKER Sebastien		OPEL MANTA B GSI	0.83	500.00	361.95	194.00	233.31	6.49	19.78	53.53	14.87	29.06	7.40	0	0	0	1420.40
13	42	VANLANDSCHOOT Kurt / VAN EEGHEM Jurgen		LANCIA DELTA INTEGRALE 8V	0.88	500.00	500.00	284.68	109.74	7.60	47.21	53.81	500.00	500.00	14.20	0	0	0	2517.23

